



BLDG 400
372,159 SF

400 LINDEN LOGISTICS WAY, LINDEN, NEW JERSEY, 07036

EARLY TENANT ACCESS NOW | BUILDING ENERGIZED JULY 2022 | DELIVERING AUGUST 2022

372,159 SF

NEW CONSTRUCTION
FOR LEASE

Located within the Largest Logistics Development consisting of 4.1 MSF within the NJ / NY Port Region with proximity to New York City and Newark Liberty International Airport

www.LindenLogisticsCenter.com

372,159 SF
Total Building Size

372,159 SF
Available Size

3,000 SF
Office Size

432' x 900'
Building Dimensions

40'
Clear Height

50' x 56'
Column Spacing

84
Dock Doors

3
Drive-in Doors

218
Car Parking Spaces

105
Trailer Parking Spaces

800 LBS PSF
Floor Load

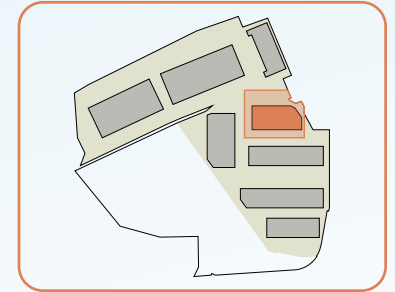
ESFR
Sprinkler

LED
Lighting

To Suit
Power

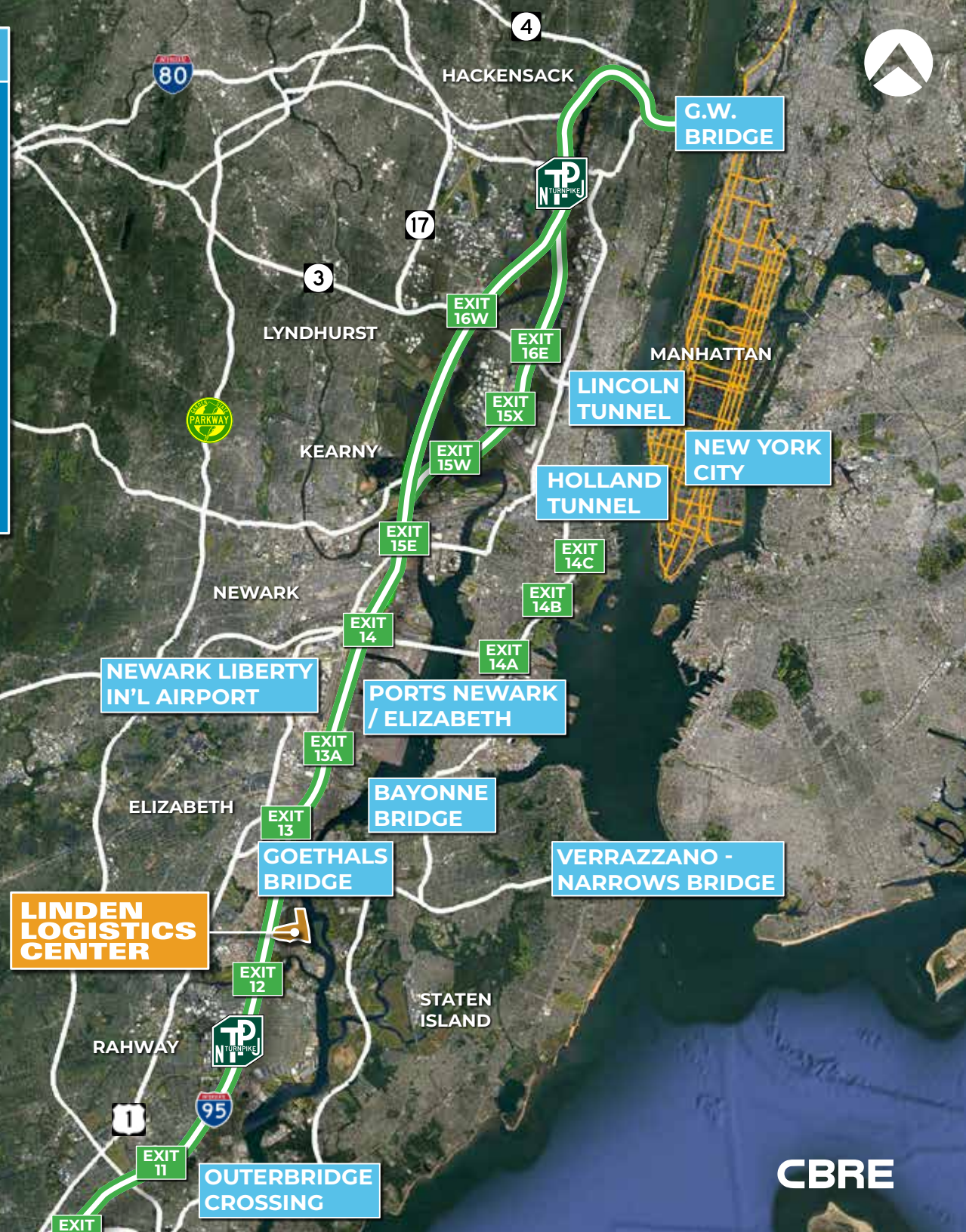
CBRE

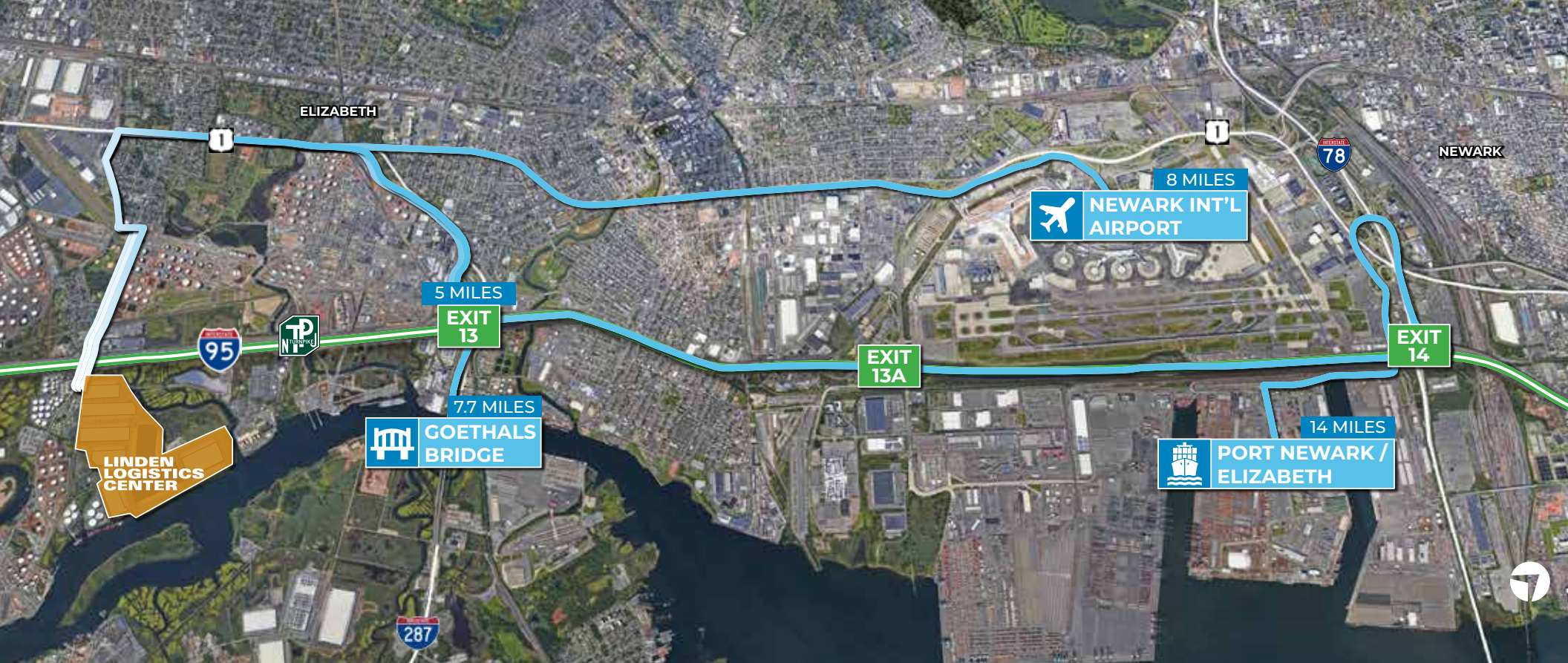
372,159 SF
NEW CONSTRUCTION FOR LEASE



KEY DISTANCES

NEW JERSEY TURNPIKE INT. 13	5 MILES
NEWARK LIBERTY IN'L AIRPORT	8 MILES
GOETHALS BRIDGE	7.7 MILES
BAYONNE BRIDGE	13.6 MILES
OUTERBRIDGE CROSSING	14.3 MILES
VERRAZZANO-NARROWS BRIDGE	14.3 MILES
PORTS NEWARK / ELIZABETH	14 MILES
HOLLAND TUNNEL	19 MILES
NEW YORK CITY	21.7 MILES
LINCOLN TUNNEL	22.1 MILES
G.W. BRIDGE	28.5 MILES





LINDEN LOGISTICS CENTER

372,159 SF

NEW CONSTRUCTION FOR LEASE
400 LINDEN LOGISTICS WAY

Contact us for more information or to arrange a tour:

www.LindenLogisticsCenter.com

EXCLUSIVE
LEASING AGENT
CBRE

THOMAS F. MONAHAN
Vice Chairman
o +1 201 712 5610
c +1 973 568 6614
thomas.monahan@cbre.com

LARRY SCHIFFENHAUS
Executive Vice President
o +1 201 712 5809
c +1 201 532 5092
larry.schiffenhaus@cbre.com

STEPHEN D'AMATO
Executive Vice President
o +1 201 712 5616
c +1 201 306 3788
stephen.damato@cbre.com



© 2022 CBRE, Inc. All rights reserved. This information has been obtained from sources believed reliable but has not been verified for accuracy or completeness. CBRE, Inc. makes no guarantee, representation or warranty and accepts no responsibility or liability as to the accuracy, completeness, or reliability of the information contained herein. You should conduct a careful, independent investigation of the property and verify all information. Any reliance on this information is solely at your own risk. CBRE and the CBRE logo are service marks of CBRE, Inc. All other marks displayed on this document are the property of their respective owners, and the use of such marks does not imply any affiliation with or endorsement of CBRE. Photos herein are the property of their respective owners. Use of these images without the express written consent of the owner is prohibited.