



**BLDG 200  
LEASED**

**BLDG 200  
292,151 SF AVAILABLE**

**FOREIGN TRADE ZONE 49**

200 LINDEN LOGISTICS WAY, LINDEN, NEW JERSEY, 07036



**LEED CERTIFIED**

**AVAILABLE NOW | 30-YEAR TAX PILOT IN PLACE**

# 292,151 SF

## NEW CONSTRUCTION FOR LEASE

*Located within the Largest Logistics Development consisting of 4.1 MSF within the NJ / NY Port Region with proximity to New York City and Newark Liberty International Airport*

[LindenLogisticsCenter.com](http://LindenLogisticsCenter.com)

**516,600 SF**  
Total Building Size

**292,151 SF (DIVISIBLE)**  
Available Size

**To Suit**  
Office Size

**350' x 1,500'**  
Building Dimensions

**40'**  
Clear Height

**50' x 56'**  
Column Spacing

**52**  
Dock Doors

**1**  
Drive-in Door

**166**  
Car Parking Spaces

**52**  
Trailer Parking Spaces

**800 LBS PSF**  
Floor Load

**ESFR**  
Sprinkler

**LED**  
Lighting


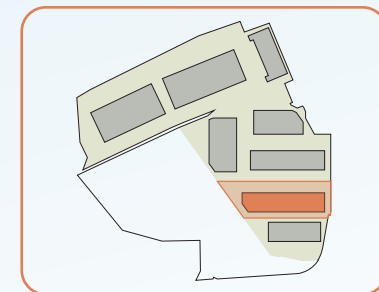
**To Suit**  
Power

**30-Year**  
Tax PILOT

**CBRE**



**292,151 SF**  
NEW CONSTRUCTION FOR LEASE  
30-YEAR TAX PILOT IN PLACE



**LEED CERTIFIED**

**FOREIGN TRADE ZONE 49**

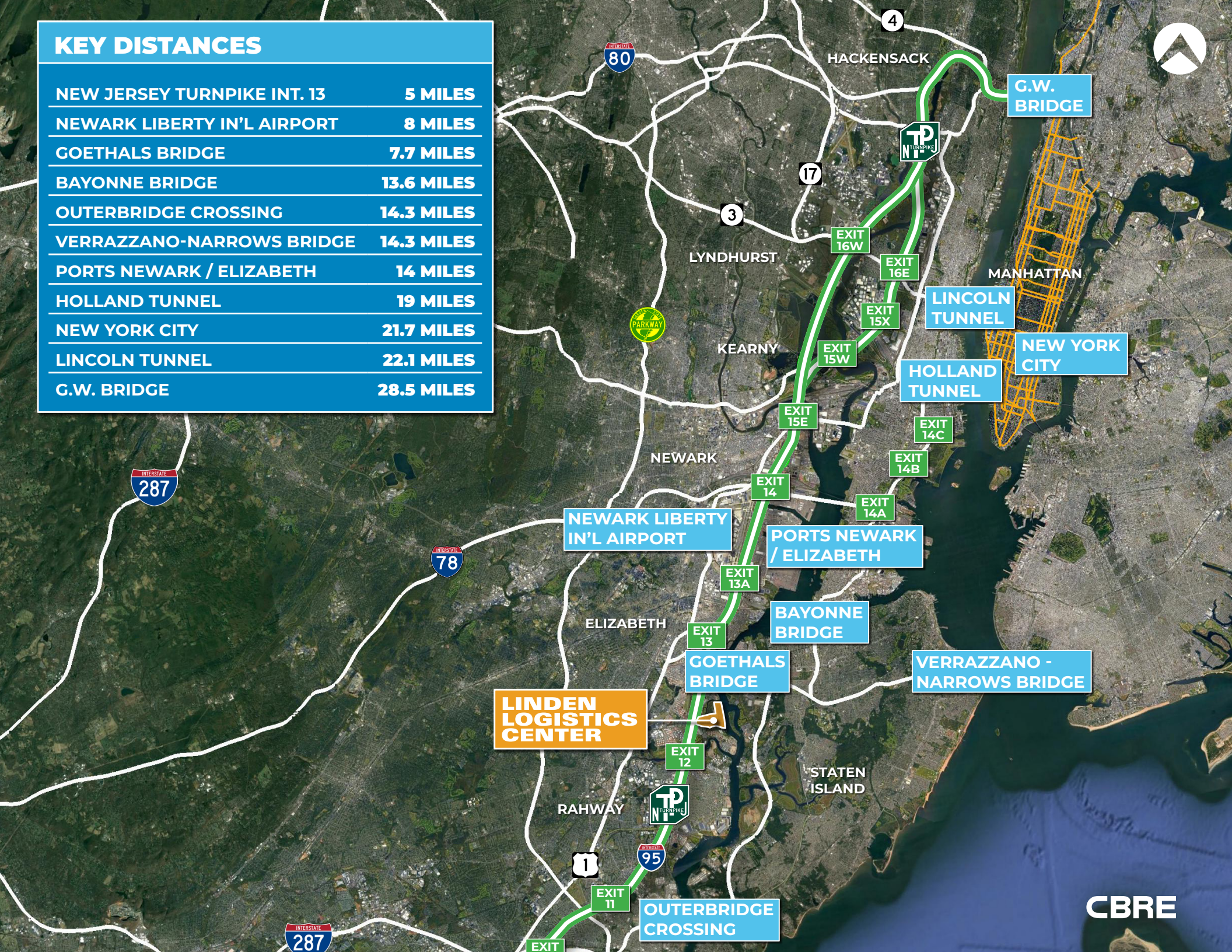
200 LINDEN LOGISTICS WAY, LINDEN, NEW JERSEY, 07036

**AVAILABLE NOW**



## KEY DISTANCES

NEW JERSEY TURNPIKE INT. 13	5 MILES
NEWARK LIBERTY IN'L AIRPORT	8 MILES
GOETHALS BRIDGE	7.7 MILES
BAYONNE BRIDGE	13.6 MILES
OUTERBRIDGE CROSSING	14.3 MILES
VERRAZZANO-NARROWS BRIDGE	14.3 MILES
PORTS NEWARK / ELIZABETH	14 MILES
HOLLAND TUNNEL	19 MILES
NEW YORK CITY	21.7 MILES
LINCOLN TUNNEL	22.1 MILES
G.W. BRIDGE	28.5 MILES







LEED CERTIFIED



**FOREIGN TRADE ZONE 49**

**292,151 SF**

NEW CONSTRUCTION FOR LEASE  
30-YEAR TAX PILOT IN PLACE

Contact us for more information or to arrange a tour:

[LindenLogisticsCenter.com](http://LindenLogisticsCenter.com)

EXCLUSIVE  
LEASING AGENT  
**CBRE**

**THOMAS F. MONAHAN**  
Vice Chairman  
o +1 201 712 5610  
c +1 973 568 6614  
[thomas.monahan@cbre.com](mailto:thomas.monahan@cbre.com)

**LARRY SCHIFFENHAUS**  
Executive Vice President  
o +1 201 712 5809  
c +1 201 532 5092  
[larry.schiffenhaus@cbre.com](mailto:larry.schiffenhaus@cbre.com)



**ADVANCE**  
REALTY INVESTORS

**GREEK**  
REAL ESTATE PARTNERS

**PGIM** REAL ESTATE

© 2026 CBRE, Inc. All rights reserved. This information has been obtained from sources believed reliable but has not been verified for accuracy or completeness. CBRE, Inc. makes no guarantee, representation or warranty and accepts no responsibility or liability as to the accuracy, completeness, or reliability of the information contained herein. You should conduct a careful, independent investigation of the property and verify all information. Any reliance on this information is solely at your own risk. CBRE and the CBRE logo are service marks of CBRE, Inc. All other marks displayed on this document are the property of their respective owners, and the use of such marks does not imply any affiliation with or endorsement of CBRE. Photos herein are the property of their respective owners. Use of these images without the express written consent of the owner is prohibited.